

SINCE 1923,
WE'VE BUILT
TRACTORS
THAT HAVE
BUILT
A LEGEND.

 GRAVELLY

GRAVELY LAWN AND GARDEN TRACTORS

Whenever a piece of machinery lasts as long as a Gravelly, people have plenty of time to talk about it.

That's how legends are born. And year after year, every time Gravelly owners start their tractors, the legend lives on.

That's because we build Gravellys to last. And not just for a few seasons. We also build them to do almost anything that has to be done in your lawn and garden. With the right attachments, a Gravelly tractor can mow, plow, remove snow, seed, cultivate, spray, till, and more.

ONE TRACTOR FOR MANY JOBS

You see, each Gravelly is a self-propelled power source for over 20 lawn and garden attachments.



Which means you only invest in one tractor.

Most attachments are compatible with old or new tractors. This protects your investment

since it doesn't matter whether your Gravelly is a 1947 model or a shiny new one.

A POWERFUL ALL-GEAR DRIVE

All-gear direct drive from engine through the transmission to the attachments transmits engine power efficiently. There aren't any belts to slip, wear out or just plain break.

FORWARD & REVERSE, INSTANTLY

Whatever gear you're using, you can move forward or reverse instantly. Control like this makes it easy to get in and out of tight places.

This all adds up to an extremely maneuverable tractor that works in the snug spaces as well as in the wide open ones.

START YOUR OWN LEGEND


After you've looked at this brochure, ask your dealer to let you try your hand at a Gravelly. Then, ask someone who's been working with one for a few years what he thinks.

Because anyone who owns a Gravelly lawn and garden tractor wouldn't let any other kind of tractor on their lawn and garden.



RIDING TRACTORS

8183-T




When it comes to size, the 8183-T is the biggest lawn and garden tractor we make. It's the top-of-the-line tractor and Gravely's answer for those homeowners who need a lot of power to get their jobs done quickly and efficiently.

The powerful 18hp Onan twin cylinder engine is direct coupled to Gravely's exclusive 8-speed all-gear transmission with a choice of ground speeds from 1/2 to 8-1/2 mph.

The 8183-T tractor is equipped with instant forward and reverse, headlights, hour meter, gas gauge and deluxe seat.

With an optional 50" center-mount mower, you can easily cut 10-15 acres of grass in a single day. Other attachments for gardening, snow removal and mowing are also available.

8183-T




The 8183-T will handle your tough jobs with ease. With an optional 44" snowblower, a Gravelly clears snow away from driveways and walks, fast. And the snowblower puts the snow anywhere you want it—from 1' to 60' away. The discharge chute easily adjusts from the operator's position to throw snow left, right, ahead or any place in between.

The 8183-T features the powerful 18 hp Onan twin cylinder engine (without belts) that delivers smooth, even power flow for all-year 'round tasks.

Standard equipment on the 8183-T are instant forward and reverse, hydraulic attachment lift, rack-and-pinion steering and headlights. All the controls are located at the operator's position for simple and easy handling.

8162-T/8163-T



If you want the power to make the tough jobs easy and to finish the easy jobs quickly, the 8162-T or the 8163-T is your kind of tractor.

The 8163-T has a hydraulic lift attachment. The 8162-T has manual lift. That's the only difference.

Both are powered by a 16hp Onan twin cylinder engine built for less noise and vibration. It's powerful enough to do just about anything that has to be done in your lawn or garden. An optional rear tiller lets you start a garden, renovate a lawn or loosen soil with ease. And, that's just one of over 20 lawn and garden attachments available.

Its all-gear direct drive from engine through transmission to attachments means no belts to break, slip or adjust. Instant forward and reverse, rack-and-pinion steering and simple, convenient controls are standard.

8122/8123




Gravelly's 8122 and 8123 lawn and garden tractors are an excellent compromise between power and economy. Both have an 8-speed all-gear transmission, welded box frame construction, rack-and-pinion steering and instant forward and reverse.

They're both powered by a tough 12 hp cast iron Kohler engine designed to handle all but the biggest jobs and most extreme conditions. Other standard features are headlights, safety interlock key ignition and broad lawn and garden tread tires. The 8123 has a hydraulic attachment lift. The 8122 has a manual attachment lift.

The all-steel hauling cart is just one of over 20 lawn and garden attachments that they can power. Hitch it up to one of these 12 hp models, and you can haul up to a half ton of soil or compost. Or bricks, or 3 to 4 bales of straw and peat moss.

8102




The 8102 is a bargain in Gravelly durability. It has a rugged 10 hp cast iron Kohler engine that's a reliable performer for almost any lawn and garden task. The 8102 powers many useful attachments from mowers to snow removal equipment.

It offers the same 8-speed all-gear transmission and tough construction of its bigger brothers. And many of the same features, such as instant forward and reverse, diaphragm fuel pump, safety interlock key ignition and a comfortable spring mounted seat. Manual attachment lift.

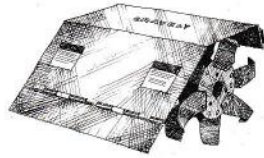
The 8102 with a 40" rotary mower is your best bet for smaller lawns or lawns with numerous trees and shrubbery. The smaller size offers you easy maneuverability that helps when working around obstacles and in close places.

OPTIONAL EQUIPMENT

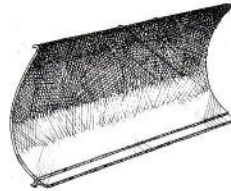
ATTACHMENTS Some attachments require attaching or drive kits. See your Gravelly Dealer.




40' 50' Three-Blade Rotary Mowers



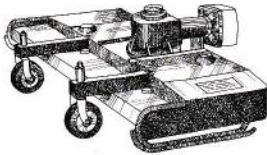
30' Rear Tiller




48' SnowDozer



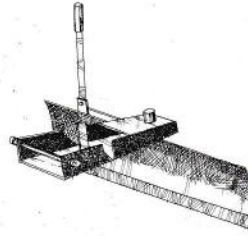
Power Brush



40' Twin-Blade Rotary Mower



44' 38' Snowblowers



48' Center-Mount Scraper Blade




Hauling Cart

ACCESSORIES



Wheel Weights (front and/or rear)



Weight Rack, Weights (front or rear)



Tire Chains

ALLIED EQUIPMENT

| | | | | |
|------------------------------------|---------------------------------------|-----------------------------------------------|-------------------------------------|------------------------------------|
| Brinly-Hardy Roller Aerator | Brinly-Hardy Tool Bar | Kensico Lawn Aerator | Nortech Log Splitter | W-W Grinder Corp. Grinder/Shredder |
| Arps Mini-Rake | Ohio Steel Fabricators Moldboard Plow | E-Z Rake Vac Sweepers | Brinly-Hardy Rear Blade w/Scarifier | Brinly-Hardy Compactor Rake |
| Arps Mini-Blade | Ohio Steel Fabricators Cultivator | Amerind-MacKissic 22-gallon Sprayer | Brinly-Hardy Row Crop Cultivator | Brinly-Hardy Moldboard Plow |
| Amerind-MacKissic Compost Shredder | Ohio Steel Fabricators Disc Harrow | JRCO Scoop Tote | Brinly-Hardy Power Caster | |
| Kwik-Way Front End Loader | E-Z Rake 101 Lawn Thatcher | Brinly-Hardy Garden Planter & Fertilizer Unit | Poxy-Bonner Gang Peel Mowers | |
| Haban Sickle Mower | | Garber Seeder/Sprayer | | |

NO GRAVELLY WARRANTY ON ALLIED EQUIPMENT
Gravelly makes no warranties—express, implied or otherwise for any of the Allied Equipment shown above. Allied Equipment is manufactured and warranted by the individual manufacturers. Proper use of Allied Equip-

ment when attached to the recommended Gravelly Equipment will not void Gravelly's own Equipment Warranty. CAUTION—use of any other Allied attachments not shown above can result in voiding the warranty on Gravelly tractors.

CONVERTIBLE TRACTORS

5660



The 5660 is Gravely's most powerful convertible tractor. Its nimble two-wheel design and rugged 12hp cast iron Kohler engine gives you a versatile, durable unit that'll handle small or large jobs with power to spare.

The 5660 tractor offers features like 4-speed all-gear drive for long life, instant forward and reverse, and electric starting. As well as an automatic compression release and alternator.

The remarkable all-gear 34" snowblower lets you easily remove the snow from your sidewalks, driveways and parking areas. Its rugged two-stage design can blow snow where you want it, from 1' to 60' away.

A Gravely Snowblower is just one of over 20 different lawn and garden attachments the 5660 tractor will power with ease.

5460




The 5460 is an excellent tractor for the larger than usual grounds, heavier jobs or more frequent use. Its muscle comes from the tough 10 hp cast iron Kohler engine and a 4-speed all-gear transmission. Instant forward and reverse, an automatic compression release and a twelve volt electric starter alternator system are standard.

The 5460 powers a full selection of attachments including the bigger, huskier ones like the 50" twin blade rotary mower. This attachment cuts a wide even 50" swath and covers a lot of territory.

If you'd rather ride than walk and let the tractor do the work, attach the Gravelly Steering Sulky. It's great for handling the long, wide open lawns, and it can be used on all the Gravelly convertibles. Dual wheels are required on tractor.

5260




The 5260 is the right tractor for smaller lawns and less demanding jobs. Its powerful 8 hp cast iron Kohler engine with internal governor will handle all but the biggest Gravelly attachments.

The 5260 offers a swiftomatic 4-speed all-gear transmission, electric start, instant forward and reverse and, like all Gravelly convertibles, a two-foot turning radius for maneuverability. You have a choice of diamond tread or ground grip tires.

Attach Gravelly's unique all-gear Rotary Plow to the 5260 and plow a perfect seed bed in just one pass. Four whirling blades cut, turn and blend the soil into a seed bed ready for seeds or settings.

5240



The 5240 is a maneuverable 8hp convertible tractor that powers a host of gardening, lawn care, snow removal and other attachments.

It offers a Swiftamatic 4-speed all-gear transmission with no belts to break, slip or adjust; recoil start, and instant forward and reverse for precise control. All controls are at the operator's position. You have a choice of diamond tread or ground grip tires.

Attach Gravely's rugged all-gear 30" Rotary Mower to the 5240 and you can mow through the toughest high grass and weeds, meadow grass and undergrowth with power to spare. It will do a great job on your fine lawn as well.

5200



The 5200 is a lesson in economy. It offers Gravely quality and workmanship at a budget price.

This basic model is powered by an 8 hp cast iron Kohler engine with internal governor and automatic compression release. The 5200 also comes with a 2-speed all-gear transmission (no belts), instant forward and reverse and easy action recoil start. You can choose between diamond tread or ground grip tires.

It's built to handle the smaller lawns and the less demanding jobs, yet it still powers most lawn and garden attachments easily and efficiently.

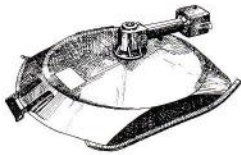
Cultivate in the most professional manner with six professional cultivation tools. Each works with the Gravely Toolholder which may be adjusted from 8" to 30" wide. Each tool can be individually adjusted for depth and position.

OPTIONAL EQUIPMENT

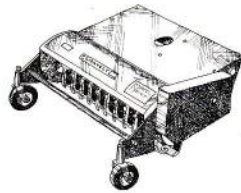
ATTACHMENTS

Some attachments may require attaching kits


or other accessories. See your Dealer.



30" Rotary Mower



32" Flail Mower



Rotary Cultivator



48" Snow Dozer



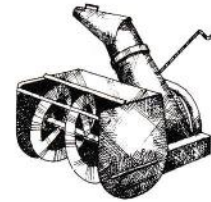
40', 50" Three-Blade Rotary Mowers



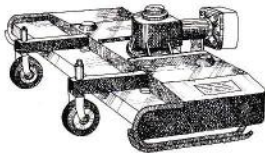
Steering Sulky




Hauling Cart




28', 34" Snowblowers




40" Two-Blade Rotary Mower



Rotary Plow



Tool Holder and Optional Tools



Power Brush

ACCESSORIES



Dual Wheels



Tire Chains

ALLIED EQUIPMENT

Garber 5-foot Seeder/
Spreader
Ohio Steel Fabricators
Lawn Roller
Amerind-MacKissic
Compost Shredder

W-W Grinder/Shredder
Amerind-MacKissic
22-gallon Sprayer

NO GRAVELY WARRANTY ON ALLIED EQUIPMENT

Gravely makes no warranties—express, implied or otherwise for any of the Allied Equipment shown above. Allied Equipment is manufactured and warranted by the individual manufacturers. Proper use of Allied Equipment when attached to the recommended Gravely Equipment will not void Gravely's own Equipment Warranty. CAUTION—use of any other Allied attachments not shown above can result in voiding the warranty on Gravely tractors.

GRAVELY PRICER

Gravely Tractor — Model _____

Attachments (incl. kits) _____

Optional Equipment _____

Sub-Total _____

Less Trade-In _____

Sub-Total _____

Plus Tax _____

Total Cash Price _____

Down Payment _____

Payments _____ Per Month For _____ Months

BOWMAN'S Sales & Service
Nine Partners Rd. off. Parkway
CLINTON CORNERS, N. Y. 12514
Phone: (914) 266-5101

 **GRAVELY**
CLARKE-GRAVELY CORPORATION
A Studebaker-Worthington Company

1 Gravely Lane, Clemmons, North Carolina 27012
919/766-4721, Telex: 806433 Gravely WSL